



INDUSTRIAL SWEEPERS

# 165

MAX PRODUCTIVITY

11200 m<sup>2</sup>/h

MAIN BRUSH PATH

900 mm

VOLTAGE SYSTEM


12-36 v




BATTERY VERSION WITH BATTERY AND CHARGER NOT INCLUDED

MOST FREQUENTLY USE

LIGHT INDUSTRY




HEAVY INDUSTRY



LOGISTIC



BSC



SPECS



MAIN BRUSH WITH V-SHAPED BRISTLES



STURDY AND INTUITIVE CONTROLS



HYDRAULIC CIRCUIT

## TECHNICAL DATA

		165 B	165 D
Code		MSUB00456	MSUB00450
<b>PERFORMANCE</b>			
Main brush cleaning path width	mm	900	900
Side brush cleaning path width (1 brush)	mm	1250	1250
Side brush cleaning path width (2 brushes)	mm	1600	1600
Max theoretical productivity	m <sup>2</sup> /h	11200	11200
Voltage	V-Ah	36	12
Engine brand		BEST MOTOR	LOMBARDINI
Installed power	KW	2,8	10,3
Hopper capacity	l	340	340
Hopper discharge system	Type/mm	high-hydraulic -1350	high-hydraulic -1350
Filtering surface	m <sup>2</sup>	6	6
Fylter type		Pleated filter	Pleated filter
PM 10 filtration (with Gore filter)	%	99 - 3 Micron	99 - 3 Micron
Traction		rear hydraulic	rear hydraulic
Max speed	km/h	7	7
Max Climb	%	12	14
Weight without batteries	kg	616	662
Dimension (LxWxH)	mm	2220X1350X1455	2220X1350X1455

## STANDARD ACCESSORIES

	165 B	165 D
<b>BRUSHES</b>		
PPL main brush	SPPV02385	SPPV02396
PPL side brush	SPPV02390	SPPV02401

## BRUSHES - ONLY FOR NEW MACHINE CONFIGURATION

	165 B	165 D
PES Main brush	SPPV02383	SPPV02394
Nylon main brush	SPPV02384	SPPV02395
Moplen/ PPL0,8 main brush	SPPV02386	SPPV02397
Nylon / Steel main brush	SPPV02387	SPPV02398
PPL / Steel main brush	SPPV02388	SPPV02399
Nylon side brush	SPPV02389	SPPV02400
Nylon / Steel side brush	SPPV02391	SPPV02402
PPL / Steel side brush	SPPV02392	SPPV02403
Moplen/ PPL0,5 main brush	SPPV02393	SPPV02404

## BRUSHES - SPARE PARTS

<b>MAIN BRUSHES</b>		<b>SIDE BRUSHES</b>	
PPL main brush (standard brush)	SPPV02385	PPL side brush (standard brush)	SPPV02390
PES main brush	SPPV02461	Nylon side brush	SPPV02474
Nylon main brush	SPPV02457	Nylon / Steel side brush	SPPV02476
Moplen/ PPL0,8 main brush	SPPV02455	PPL / Steel side brush	SPPV02477
Nylon / Steel main brush	SPPV02459		
PPL / Steel main brush	SPPV02456		
Moplen / PPL / Steel main brush	SPPV02458		
Moplen/ PPL0,5 main brush	SPPV02478		

## OPTIONAL ACCESSORIES

	165 B	165 D
Left side brush	KTRI05477	KTRI05489
Right dust cap	KTRI05478	KTRI05490
Left dust cap (only with KTRI05477 and KTRI05478)	KTRI05479	KTRI05491
Front vacuum Hose	KTRI05480	KTRI05492
Double cartridge (vacuum motor - Vortex pre-filter)	-	KTRI05493
Overhead guard	KTRI05481	KTRI05494
Seat with armrests	KTRI05482	KTRI05495
Foam filled front tires	-	KTRI05496
No marking superelastic wheels	KTRI05483	KTRI05497
Stainless steel tray (90 working days delivery time)	KTRI05484	KTRI05498
Complete light system	KTRI05485	KTRI05499
Textile Gore filter (5 years warranty)	KTRI05486	KTRI05520
Protective surface treatment (Ocean freight)	KTRI05487	KTRI05521

## BATTERIES AND BATTERY CHARGERS

Wet battery tray 36V 320 Ah	BAAC00181	-
Battery Charger 400 / 36V - 60 Ah	BACA00260	-