



SCRUBBER DRYERS - RIDE ON

CT81 ^{APC™}

MAX PRODUCTIVITY

8000 m²/h
with APC

BATTERIES
RUNNING TIME

4,5 h

WATER TANK
RUNNING TIME

90'
working session

TELEMATICS GPS (optional)
GEOLOCATION OF ALL YOUR MACHINES



ONE BRUSH VERSION



BATTERIES AND BATTERY CHARGER NOT INCLUDED

MOST FREQUENTLY USE



INNOVATIONS



APC™
ADVANCED
PRODUCTIVITY
CONTROL



ANC™
ADVANCED
NOISE
CONTROL



DBL™
DOUBLE
BATTERY
LIFE



MEMORY
CARD



SLS™
SELF
LEVELING
SYSTEM



SERVICE
MENU



TELEMATICS
GPS

SPECS



4 BATTERIES LODGED IN 1ST CATEGORY



PRESET WORKING PROGRAMS



MEMORY CARD

TECHNICAL DATA

		CT81 BT55	CT81 BT70
Code		LPTB02802	LPTB02804
PERFORMANCE			
Max theoretical productivity	m ² /h	3180	4070
Cleaning path	mm	550	700
Water tank capacity (solution recovery)	l	80/83	80/83
Productivity for shift with A.P.C.	m ²	up to 6300	up to 8000
Max running time	min	over 150	over 240
Voltage	V-Ah	24(2x12)-105	24(4x6)-180
Installed power	W	1200	1600
Brush pressure	kg	22	50
Squeegee width	mm	710	942
Max speed	km/h	6	6
Weight (Without Batteries)	kg	118	145
Dimension (LxWxH)	mm	1310x673x1030	1310x760x1030










STANDARD ACCESSORIES

	CT81 BT55	CT81 BT70
BRUSHES		
PPL SOFT	SPPV01352	2xSPPV01472
SQUEEGEE BLADES		
LATEX FRONT BLADE	MPVR06287 - 815mm	MPVR08040 - 1020mm
LATEX REAR BLADE	MPVR06288 - 815mm	MPVR08036 - 1020mm

CONSUMABLES (Codes available on price list)



OPTIONAL ACCESSORIES

<p>CODE: KTRI02232 CHEM DOSE KIT</p> 	<p>CODE: KTRI02229 FLASHING BEACON KIT</p> 	<p>CODE: KTRI02252 CLEAN WATER DRAIN KIT</p> 	<p>CODE: KTRI02235 ACCESSORIES KIT</p> 	<p>CODE: KTRI02236 DEBRIS COLLECTOR KIT</p> 
<p>CODE: KTRI02247 AUTO-REFILL SYSTEM</p> 	<p>CODE: KTRI02257 EXTERNAL SUCTION KIT</p> 	<p>CODE: KTRI04689 FRONT ACCESSORIES HOLDER</p> <p>PICTURE NOT AVAILABLE</p>	<p>CODE: KTRI02249 SPLASH GUARD (ONLY FOR BT55)</p> <p>PICTURE NOT AVAILABLE</p>	<p>CODE: KTRI06189 KIT TELEMATIC BASIC</p> 
<p>CODE: KTRI06188 KIT TELEMATIC FULL</p> 				

BATTERIES AND BATTERY CHARGERS

BATTERIES	N°	CHARACTERISTICS	DIMENSION	RUNNING TIME	BATTERY CHARGERS
IPC gel battery BAAC00105	2	12V 105 Ah (C5)	345x170x285	140	On board battery charger 24V 15Ah KTRI02231 Stand alone high frequency BLS010 BACA00133
EXIDE gel battery BAAC00024	2	12V 105 Ah (C5)	345x175x285	140	On board battery charger 24V 15Ah KTRI02231 Stand alone high frequency BLS010 BACA00133
Acid tubular plate BAAC00070	2	12V 118 Ah (C5)	345x174x283	150	On board battery charger 24V 15Ah KTRI02231 Stand alone high frequency BLS010 BACA00133
IPC gel battery BAAC00106	4	6V 180 Ah (C5)	244x192x275	270	On board battery charger 24V 25Ah KTRI02230 Stand alone high frequency BLS020 BACA00134
EXIDE gel battery BAAC00026	4	6V 180 Ah (C5)	240x190x275	270	On board battery charger 24V 25Ah KTRI02230 Stand alone high frequency BLS020 BACA00134
Acid tubular plate BAAC00074	4	6V 185 Ah (C5)	246x192x275	270	On board battery charger 24V 25Ah KTRI02230 Stand alone high frequency BLS020 BACA00134 Stand alone low frequency 24V 30 Ah BACA00066

RECOMMENDED BATTERIES AND BATTERY CHARGER