



IPC
BY TENNANT COMPANY

SCRUBBER DRYERS - WALK BEHIND

CT55

MAX PRODUCTIVITY

2700 m²/h

**BATTERIES
RUNNING TIME**

2,5 h

**WATER TANK
RUNNING TIME**

60'
working session

 **TELEMATICS GPS** [optional]
GEOLOCATION OF ALL YOUR MACHINES



BATTERIES AND BATTERY CHARGER NOT INCLUDED

MOST FREQUENTLY USE



INNOVATIONS

-  **TELEMATICS GPS**
-  **DBL™ DOUBLE BATTERY LIFE**
-  **SLS™ SELF LEVELING SYSTEM**

SPECS



INTUITIVE CONTROL PANEL



SEPARATE DETERGENT DOSING SYSTEM (OPTIONAL)



ANTI-FOAM SYSTEM WITH SPECIAL ELECTROMECHANICAL SUCTION MOTOR PROTECTION

TECHNICAL DATA

		CT55 B55	CT55 BT55	CT55 C55
Code		LPTB01516	LPTB01517	LPTB01518
PERFORMANCE				
Max theoretical productivity	m ² /h	1.925	2.475	1.925
Cleaning path	mm	550	550	550
Water tank capacity (solution recovery)	l	55/60	55/60	55/60
Max running time	min	150	140	Unlimited
Voltage	V-Ah	24(2x12)-105 GEL	24(2x12)-105 GEL	230-50
Installed power	W	1.030	1.230	1.100
Brush pressure	kg	18	18	25
Squeegee width	mm	815	815	815
Max speed	km/h	4	5	5
Weight (Without Batteries)	kg	68	84	91
Dimension (LxWxH)	mm	1190x685x1018	1190x685x1018	1190x640x1018








STANDARD EQUIPMENT

	CT55 B55	CT55 BT55	CT55 C55
BRUSHES			
PPL SOFT	SPPV01505	SPPV01505	SPPV01505
CYLINDRICAL BRUSH - PPL SOFT Ø 0,3 mm	-	-	-
SQUEEGEE BLADES			
LATEX FRONT BLADE	MPVR08039 - 880mm	MPVR08039 - 880mm	MPVR08039 - 880mm
LATEX REAR BLADE	MPVR08035 - 900mm	MPVR08035 - 900mm	MPVR08035 - 900mm

CONSUMABLES (Codes available on price list)

BRUSHES	PADS	SQUEEGEE BLADES
		

OPTIONAL ACCESSORIES

CODE: MECB42513 MAIN CABLE M/F SOCKET - 20 m [3X2,5mm 2 230V - 50HZ] 	CODE: KTRI02141 CHEM DOSE KIT 	CODE: MPVR05611 SPLASH GUARD 	CODE: KTRI01573 DISCHARGE HOSE 	CODE: KTRI01870 SOLUTION TANK DRAIN AND LEVEL HOSE KIT 
CODE: KTRI02257 EXTERNAL SUCTION KIT 	CODE: KTRI06169 KIT TELEMATIC BASIC FOR B VERSIONS (NO TRACTION) 	CODE: KTRI06167 KIT TELEMATIC BASIC FOR BT VERSIONS (WITH TRACTION) 	CODE: KTRI06168 KIT TELEMATIC FULL FOR B VERSIONS (NO TRACTION) 	CODE: KTRI06166 KIT TELEMATIC FULL FOR BT VERSIONS (WITH TRACTION) 

BATTERIES AND BATTERY CHARGERS

BATTERIES	N°	CHARACTERISTICS	DIMENSION	RUNNING TIME	BATTERY CHARGERS
IPC gel battery BAAC00105	2	12V 105 Ah (C5)	345x170x285	150 min	On board battery charger 24V 10 Ah- KTRI01703 Stand alone high frequency BLS010 - BACA00133
EXIDE gel battery BAAC00024	2	12V 105 Ah (C5)	345x174x283	150 min	On board battery charger 24V 10 Ah- KTRI01703 Stand alone high frequency BLS010 - BACA00133
Acid tubular plate BAAC00136	2	12V 85 Ah (C5)	308x175x225	160 min	On board battery charger 24V 10 Ah- KTRI01703 Stand alone high frequency BLS010 - BACA00133 Stand alone low frequency 24V 12 Ah BACA00060
Dry charge flate plate BAAC00009	2	12V 105 Ah (C5)	261x171x210	160 min	On board battery charger 24V 10 Ah- KTRI01703 Stand alone high frequency BLS010 - BACA00133 Stand alone low frequency 24V 12 Ah BACA00060
Acid tubular plate BAAC00070	2	12V 118 Ah (C5)	345x170x285	160 min	On board battery charger 24V 10 Ah- KTRI01703 Stand alone high frequency BLS010 - BACA00133 Stand alone low frequency 24V 12 Ah BACA00060

RECOMMENDED BATTERIES AND BATTERY CHARGER