

# *ULTRA PURE CLEANING SYSTEMS*



**IPC**  
EAGLE

INTEGRATED PROFESSIONAL CLEANING

## ULTRA PURE WINDOW CLEANING SYSTEMS

---

### ENVIRONMENTALLY FRIENDLY

IPC's Ultra Pure water system uses a reverse osmosis and deionization process to produce mineral free water, providing incredible cleaning action and spot free windows, without the use of any chemicals.

---

### VARIETY

IPC Eagle has many products within the Ultra Pure Water System. Whether an individual is cleaning windows in their house, to cleaning surfaces to cleaning 20 story buildings, IPC Eagle has a product.

---

### TIME AND MONEY SAVINGS

With no longer needing to purchase chemicals, the Ultra Pure Water System helps reduce costs, and can help with improving productivity. Many products allow operators to clean from the ground, no longer needing to move and climb up ladders, saving a lot of time.

---

### EASY TO USE

The Ultra Pure Water System products are able to be used with normal tap pressure. No special equipment is needed, so the products can be transported place to place and easily set up to start working.

---

### EXTENSIVE LINE

IPC offers a full line of window cleaning tools, including squeegees, t-bars, window washer sleeves, scrapers, blades, telescopic poles, indoor ultra pure water cleaning system, holsters, buckets, floor squeegees and more.

# SCREEN WASHER II

## SIMPLE TO USE

The Screen Washer can clean both sides simultaneously, with very little effort and virtually eliminating any screen damage that would be caused by traditional cleaning processes.

## INNOVATIVE DESIGN

The Screen Washer is built to last with a durable design and was built to be used chemical free, saving money and helping the environment.

## FOOT VALVE

The new foot valve provides hands free operation to control the water flow to the spray nozzle between screen cleanings..

## EASY TO TRANSPORT

The Screen Washer features a handle on the side of the unit, making it simple to pick up the screen washer and transport it to anywhere.

## HOW TO USE

Simply move the screen through the unique overlapping 36" brush assembly. The screen is flushed with water as both sides of the screen are cleaned simultaneously.



### DESCRIPTION

SCREEN WASHER II

### CODE

SW2

### DIMENSIONS

N/A

# TELESCOPIC POLES

## QUICK LOCK SECTIONAL POLES

Easily adjustable 5' sectional poles that can be added onto to be able to clean up to 6 stories. They are made of very durable material, a high grade carbon fiber and feature a new aluminum reinforced coupler and an external fluid hose for extra strength.

## PERFECT FOR MANY TOOLS

25', 35' and 45' carbon fiber composite poles made of fiber glass, carbon fiber composites or pure carbon, which makes the poles the strongest and lightest poles on the market.



DESCRIPTION	CODE	DIMENSIONS
QUICK LOCK CARBON FIBER POLE	BD500555	56 ft
QUICK LOCK CARBON FIBER POLE	BD500-535-QL	33 ft
CARBON FIBER SECTIONAL POLE	BD500510	5 ft
CARBON FIBER SECTIONAL POLE W/ EURO THREAD	BD500511-DM	2.5 ft
CADDY	BD500510	N/A
HOSE	BD500518	40 ft
HOSE	BD500517	50 ft
HOSE	BD500515	65 ft
FLIP LOCK FIBER GLASS POLE	FG12	12 ft
FLIP LOCK CARBON FIBER POLE	CFC25T	25 ft
FLIP LOCK CARBON FIBER POLE	CF35T	35 ft
FLIP LOCK CARBON FIBER POLE	CF45T	45 ft
DOUBLE BRUSH ADAPTER W/ 4" ADJUSTABLE GOOSENECK	DBAGN4	26 in
DOUBLE BRUSH ADAPTER W/ 8" ADJUSTABLE GOOSENECK	DBAGN8	26 in
DOUBLE BRUSH ADAPTER W/ 16" ADJUSTABLE GOOSENECK	DBAGN16	16 in
GOOSENECK	GN4	4 in
GOOSENECK	GN5	5 in
GOOSENECK	GN8	8 in
GOOSENECK	GN16	16 in
BRUSH ADAPTER W/ EURO THREADS	BD555013-ASM	2 in
BACK SCRUB T-BAR KIT W/ MICROTIGER SLEEVE	BSTB10	10 in
BACK SCRUB W/ OUT SLEEVE	BSTB10-X	10 in
HD SCRUB	BSTB10-HD	10 IN
HEAVY DUTY REPLACEMENT SLEEVE	T80183	N/A



FLIP LOCK SECTIONAL POLES



QUICK LOCK SECTIONAL POLES



FLIP LOCK SECTIONAL POLES

# SPEED BRUSH

## ERGONOMIC

Designed to glide on glass with less fatigue allowing you to clean longer, be more productive, clean faster all while still getting the great performance you expect

## INNOVATIVE DESIGN

Specifically engineered soft synthetic bristles "flare out" to glide on the window ensuring all corners and edges are cleaned without damaging window frames

## CLEAN FASTER

Utilizes more surface area of the bristles to reduce brush strokes compared to brushes which clean only with the tips of their bristles

## DISTRACTION - FREE

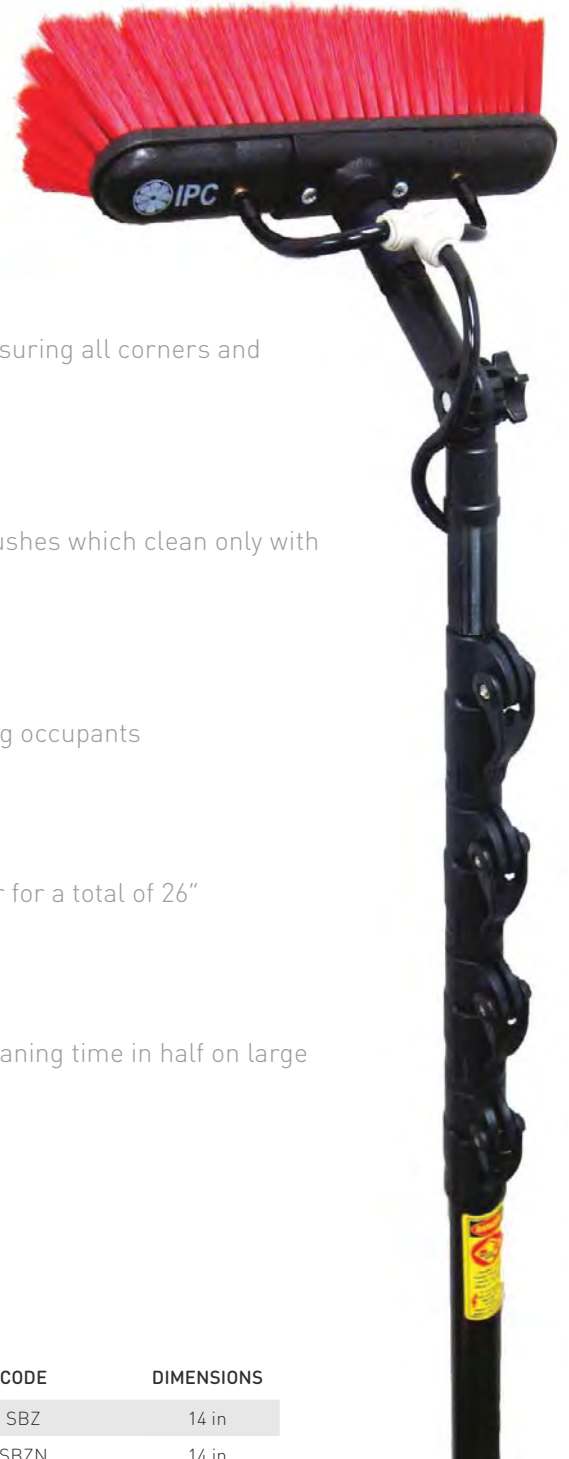
Flared bristles prevent brush block hitting the frame and reducing noise for building occupants

## FLEXIBLE

Speed Brush has a 14" cleaning width or you can use with the double brush adapter for a total of 26"

## DOUBLE BRUSH ADAPTER

Enables operator to use 2 Speed Brushes side by side at the same time, cutting cleaning time in half on large windows or surfaces and can be used with synthetic or natural bristle brushes.



DESCRIPTION	CODE	DIMENSIONS
SPEED BRUSH	SBZ	14 in
NATURAL FIBER SPEED BRUSH	SBZN	14 in
SPEED BRUSH W/ DUAL SPRAY NOZZLES	SBDS	14 in
SPEED BRUSH DUAL SPRAY	SBDS18	18 in

# CLEANO

## ENVIRONMENTALLY-FRIENDLY

The Cleano utilizes IPC Eagle's pure water cleaning system, which allows for a chemical-free cleaning. When not using chemicals, no residue is left behind, eliminating any streaks and marks.

## LABOR REDUCTION

The Cleano can be used safely from the ground and has the ability to clean up to 50'. With no longer needing to reposition and climb up a ladder, labor is reduced by 50%.

## FLEXIBLE

The Cleano allows the operator to change out frames using a joint connection system, which makes it easier to clean different surfaces.

## VERSATILE

The Cleano can be used in many applications. Some include: indoor glass, windows and walls, furniture, tables and desks, work benches, doors, showcases, mirrors, elevators, glass refrigerators and indoor window sills.

## ERGONOMIC

The Cleano was specifically designed to be extremely comfortable. With its easy-grip handle and lightweight construction, it is easy to use for everyone.

DESCRIPTION	CODE	DIMENSIONS
CLEANO 1	CL1	1 ft
CLEANO 2	CL2	2 ft
CLEANO 5	CL5	5 ft
CLEANO 10	CL10	10 ft
CLEANO 25	CL25	25 ft
CLEANO 35	CL35	35 ft
CLEANO QUICK LOCK 5'	HC5-QL	5 ft
FRAME	COPL70200T	10 in
GLASS PAD GREEN	FRAN01001	10in
GREEN SPOT MOP	FRAN01108	10 in
FRAME	COPL70204SST	16 in
GLASS PAD GREEN	FRAN01000	16 in
GREEN SPOT MOP	FRAN01036	18 in
OUTDOOR WATERFED POLE KIT	T80227	N/A



# HYDRO BOTTLE KIT



## EASY

Does not require special procedures, just insert the bag and shake



## LONG LASTING

A bag can transform up to 600 l of water, equal to 1200 bottles




## PRACTICAL

The surface and glass cleaning solution to carry anywhere



## EFFECTIVE

Can reduce the fixed water residue up to 600 TDS ppm



## CHEMICAL FREE

The chemical free option for cleaning a variety of surfaces

DESCRIPTION	CODE	DIMENSIONS
HYDRO BOTTLE	HB	20 oz
REPLACEMENT BAG FOR RESIN	HB-DI	N/A
HYDRO BOTTLE KIT	HBK	N/A
TDS METER	BD545179	N/A

# HYDRO TUBE

- **ENVIRONMENTALLY FRIENDLY**

With its 4-stage filtration process, including reverse osmosis and deionization, mineral-free water is produced and can be used to clean windows perfectly without chemicals needed.

- **PRODUCTIVE**

Can create 1/2 to 1 gallons per minute of pure water

- **SAFER**

Can clean up to 5 stories safely from the ground, removing the extra task of moving and climbing up and down ladders

- **EASILY TRANSPORTED**

With its lightweight and compact size, the Hydro Tube can be thrown into the back of a car, go down steps and curbs and through many types of terrain.

- **MONEY SAVING**

With the elimination of chemicals and the ability to produce water at \$0.03 a gallon, the Hydro Tube is a very cost-effective tool.

- **DIFFERENT MODULES**

To increase pure water production, the HydroTube has an Electric or a Gas Module.

- **ACCESSORIES**

Comes complete with a handheld TDS motor



DESCRIPTION	CODE	DIMENSIONS
HYDROTUBE	HT	N/A
HYDRO TUBE PACKAGE W/ 12' POLE, GOOSENECK AND SPEEDBRUSH	HT12	N/A
HYDROTUBE PACKAGE WITH 25' POLE, GOOSENECK AND SPEEDBRUSH	HT24	N/A
HYDROTUBE PACKAGE W/ 35' POLE, GOOSENECK AND SPEEDBRUSH	HT34	N/A
HYDROTUBE PACKAGE WITH 35' QUICK LOCK POLE, GOOSE NECK AND SPEEDBRUSH	HT35	N/A
ECO BOOST PUMP MODULE ELECTRIC	EB-BS	N/A
ECO BOOST PUMP MODULE GAS	GB	N/A
ADD ON HOSE	BD545135	50 ft
1 CARBON/ SEDIMENT & DI FILTER	BD500409	N/A
2 CARBON/SEDIMENT & DI FILTERS	BD500410	N/A
RO MEMBRANE	BD545132	N/A
TDS METER	BD545179	N/A



# HYDRO CART

- **ENVIRONMENTALLY FRIENDLY**

With its 4-stage filtration process, including reverse osmosis and deionization, mineral-free water is produced and can be used to clean windows perfectly without chemicals needed.

- **FLEXIBLE**

The Hydro Cart has electric, battery or gas pump options to fit each individual's needs and productivity needed

- **EASILY TRANSPORTED**

With its lightweight and compact size, the Hydro Tube can be thrown into the back of a car, go down steps and curbs and through many types of terrain.

- **HYDRO CART BATTERY**

Battery Pump Module provides higher pure water flow in low pressure areas to maintain maximum productivity for up to two poles. (Available with R0mote wireless control system)

- **HYDRO CART ELECTRIC**

Electric Pump Module produces enough pure water to run two to three poles to increase productivity.

- **HYDRO CART GAS**

Gas Engine Pump Module produces enough pure water to run two to three poles to maximize the productivity 5 6 gallon buckets.



		Hydro Cart/ Hydro Cart 2X	Hydro Cart Battery Boost Pump	Hydro Cart Electric Boost Pump/ Hydro Cart 2X Electric	Hydro Cart Gas Boost Pump/ Hydro Cart 2X Gas
Dimensions	Inches	20 x 21 x 50 / 21 x 32 x 50	20 x 21 x 50 / 21 x 32 x 50	20 x 21 x 50 / 21 x 32 x 50	20 x 21 x 50 / 21 x 32 x 50
Weight	Lbs/ kg	70 lbs/103 lbs	119lbs/ 152 lbs	122 lbs/ 155 lbs	127 lbs/ 160 lbs
Power		Tap pressure	12 volt DC 33 Ah	115 volt AC 60 Hz. 10 amp, 35 ft power cord	Honda gas powered industrial engine
Number of poles		1-2	1-2	3-4	4-5
Working hose length	Ft	50	50	50	50
Pure water flow	gpm	.4 - .75 gpm/ 1 - 1.5 gpm	.75 - 1.25 gpm	1.25 - 2.0 gpm/ 2.5-4 gpm	1.25 - 2.0 gpm/ 2.5-4 gpm
RO Membranes		4" dia x 40" length	4" dia x 40" length	4" dia x 40" length	4" dia x 40" length
Concentrate flow rate	gpm	.53 gpm/ 1.1 gpm	.53 gpm	.8 gpm/ 1.6 gpm	.8 gpm/1.6 gpm

# HYDRO STATION

## EASILY TRANSPORTED

The HydroStation can easily be stored on a trailer, allowing the owner to transport it from facility to facility.

## ENVIRONMENTALLY FRIENDLY



With its 4-stage filtration process, including reverse osmosis and deionization, mineral-free water is produced and can be used to clean windows perfectly without chemicals needed.

## EASY TO USE

The HydroStation can clean up to 5 stories high without needing to use a ladder or even leave the ground, making it a safe choice for many facilities..

## PRODUCTIVE

The Hydro Station can produce very large quantities of pure water: HS1 with 2 GPM, HS2 with 4 GPM and HS3 with 6 GPM.



**HYDRO STATION W/  
ACCESSORIES**



**HYDRO STATION W/  
TRAILER**

DESCRIPTION	CODE	DIMENSIONS
HYDRO STATION 1	HS-1	N/A
HYDRO STATION II	HS-2	N/A
HYDRO STATION 3	HS-3	N/A
PRESSURE WASHER KIT HOSE, REEL GUN AND ASSEMBLY	HS-PWK-1	N/A
GARDEN HOSE REEL	HS-LPH-50	N/A
TANK CONNECTION KIT 2 CUSTOMER INSTALL	HS-TCK-1	N/A
TANK CONNECTION KIT 2& 3 CUSTOMER INSTALL	HS-TCK 2-3	N/A
FLOAT VALVE ASSEMBLY	HS-FLOAT-2	N/A
ADD-ON REAL ATTACHMENT ASSEMBLY	BD555055	N/A
TANK TRAILER	HS-325TANK	325 gal
TANK TRAILER	HS-525TANK	525 gal
HYDRO STATION TO TANK TRAILER INSTALL HS 1	HS-INSTALL-HS1	N/A
HYDRO STATION TO TANK TRAILER INSTALL HS2/3	HS-INSTALL-HS2/3	N/A
CHEMICAL KIT	HS-CHEMKIT	N/A
FILTER RADIAL CARBON - HS1	BD555121	4.5 x 10
DI FILTER	BD500117	N/A
RO MEMBRANE	BD545132	N.A

# HIGH RISE

## LABOR SAVINGS

With using a robotic system that can clean up to 33,600 square feet an hour, labor savings can be up to 90%.

## SELF-CONTAINED

The HighRise™ is a completely self-contained/self-climbing window cleaning system that can be operated from existing roof rigs, davit arms, roof cars or portable rigs. The operation is easy via a wireless remote control.

## PATENTED TECHNOLOGY

Patented raindrop nozzles create large droplets of deionized water reducing drifting. The HighRise™ travels with ease vertically up and down building's on a guide wire while our unique "Sky Thruster" provides even pressure against the building, maintaining consistent cleaning across the entire surface.




### DESCRIPTION

### CODE

### DIMENSIONS

HIGHRISE 202	HR200	6.5 ft (2 m)
HIGHRISE 303	HR300	10 ft (3 m)
HIGHRISE 404	HR400	13 ft (4 m)
HIGHRISE 504	HR504	16 ft (5 m)





**IPC**

---

EAGLE