



AUTOMATIC SCRUBBERS - WALK BEHIND

CT 71BT70

The CT71 is one of IPC's newest machines, featuring many of our innovations. The machine provides very high productivity along with a lengthy run time.

MOST FREQUENT USE

RETAIL



HOSPITALITY



CLEANING CONTRACTORS



EDUCATION



MAX PRODUCTIVITY

27,000 ft²/h

BATTERIES RUNNING TIME

2.0-3.5 h

KEY SPECS

19/20 gal

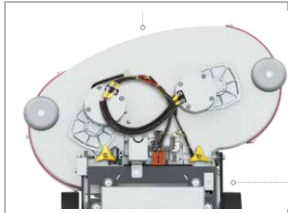
28" traction drive



ADJUSTABLE HANDLE FOR A COMFORTABLE AND EASY USE



FULL MACHINE CONTROL DUE TO INTUITIVE CENTRAL KNOB



EASY ACCESS, NO TOOLS REQUIRED



INNOVATIONS



INTER-
CHANGEABLE
BRUSH
HEAD



SLS™
SELF
LEVELING
SYSTEM




ANC™
ADVANCED
NOISE
CONTROL



ECO
SELECT

CT71



Other Features

- (CFS) Central Flow System solution distribution from brush center
- CWS (Constant Weight System) ensures maximum scrubbing results
- Exclusive squeegee system assures high performance at low cost
- High quality/ high performance vacuum motor
- Great maneuverability due to optimum weight distribution
- Squeegee blade can be used on 4 sides before replacement
- Easy access to internal components
- Designed to assure minimum noise levels
- Battery level indicator
- On board charger and external battery charger plug
- Inlet and outlet filters for maximum tank protection
- AFS (Anti Foam System) and shut off sensor protect vacuum
- Squeegee assembly and blade replacement without tools

GET RIGHT SIZED

CT71BT70

	Battery	Continuous run-time	Theoretical ft ² / h	Maximum Theoretical ft ² /charge	Ft ² charge efficiency (70%)
CT71BT70	145ah battery	1.8 h	26,988	47,599	33,319
CT71BT70	155ah battery	2.5 h	26,988	67,812	47,468
CT71BT70	100ah AGM battery	1.5 h	26,988	40,482	28,338
CT71BT70	115ah AGM battery	2.0 h	26,988	53,977	37,784
CT71BT70	140ah AGM battery	2.8 h	26,988	75,788	53,052

CT71 TECHNICAL SPECIFICATIONS

CT71 TRACTION



Code	CT71 BT70	
PRODUCTIVITY		
Max theoretical productivity	ft ² /h - m ²	27,000 ft ² / 2,500m ²
Cleaning path	in/mm	28 in/ 700 mm
Squeegee width	in/mm	40 in/ 1010 mm
Water tank capacity	Gal/ l	19/20 gal/ 75 l
Max running time	min	150
Voltage	V-Ah	24V (2x12)
Installed power	W	25
Max Speed	2.8 mph/ 4.5 kmh	
Brush pressure	lbs/ kg	69 lbs/ 31.5 kg
Weight	lbs/ kg	431 lbs/ 195 kg
Dimensions	in	48 x 30 x 38 in



SELF-LEVELING SYSTEM

The brush bressure with self-leveling and self-adjusting head allows for a perfect fit between the brush and the floor.



ADVANCED NOISE CONTROL

Advanced noise control significantly decreases the volume of machine to help avoid any disturbances in sound-sensitive areas.



INTERCHANGEABLE BRUSH HEADS

The CT71 can be used with four different brush heads to best suit the owner's needs.



ECO SELECT

Eco Select decreases energy consumption and increases run time by 20% in every day cleaning operations.

AVAILABLE ACCESSORIES

PAD DRIVER SPPV00317




NYLON BRUSH SPPV01498



TYNEX BRUSH SPPV29554



NATURAL BRISTLE BRUSH SPPV01502



CHEM DOSE KIT KTRI00763



12V115 AH 12V115



12 V 145 AH 12V145



12 V 155 AH 12V155



12V 100 AGM 12V100-AGM



12V115 AGM 12V115-AGM



12V140 AGM 12V140-AGM



SQUEEGEES PMVR02237 (COMPLETE) MPVR08039 (FRONT) MPVR08037 (REAR)



BATTERY WATERING SYSTEM CR-BWS-S-2



TOOL BAR KTRI04848



EXTERNAL SUCTION KIT KTR02257



AUTO- REFILL SYSTEM KTRI00763



IPC Eagle Corporation
12450 Oliver Ave S Burnsville, MN 55337
800-486-2775
info@ipceagle.com