



INDUSTRIAL SWEEPERS

NEW

155

MAX PRODUCTIVITY

10080 m<sup>2</sup>/h

MAIN BRUSH PATH

750 mm

VOLTAGE SYSTEM


12-36 v




BATTERY VERSION WITH BATTERIES AND CHARGER NOT INCLUDED

MOST FREQUENTLY USE


LIGHT INDUSTRY




HEAVY INDUSTRY



CLEANING CONTRACTORS



BSC



SPECS



PANEL FILTER



NO TOOLS REQUIRED TO REPLACE THE CENTRAL BRUSH



HYDRAULIC CIRCUIT

## TECHNICAL DATA

		<b>155 B</b>	<b>155 P</b>	<b>155 LPG</b>	<b>155 D</b>
Code		MSUB00457	MSUB00458	MSUB00460	MSUB00451
<b>PERFORMANCE</b>					
Main brush cleaning path width	mm	750	750	750	750
Side brush cleaning path width (1 brush)	mm	1140	1140	1140	1140
Side brush cleaning path width (2 brushes)	mm	1440	1440	1440	1440
Max theoretical productivity	m <sup>2</sup> /h	10080	10080	10080	10080
Voltage	V-Ah	36	12	12	12
Engine brand		METAL ROTA	SUBARU	SUBARU	LOMBARDINI
Installed power	KW	2,5	6,6	6,6	10,5
Hopper capacity	l	220	220	220	220
Hopper Discarghe System	Type/mm	high-hydraulic -1325	high-hydraulic -1325	high-hydraulic -1325	high-hydraulic -1325
Filtering surface	m <sup>2</sup>	6	6	6	6
Fylter type		Pleated filter	Pleated filter	Pleated filter	Pleated filter
PM 10 filtration	%	99 - 3 Micron	99 - 3 Micron	99 - 3 Micron	99 - 3 Micron
Traction		rear hydraulic	rear hydraulic	rear hydraulic	rear hydraulic
Max speed	km/h	7	7	7	7
Max Climb	%	12	14	14	14
Weight whitout batteries	kg	506	506	506	622
Dimension (LxWxH)	mm	1990X1230X1380	1990X1230X1380	1990X1230X1380	1990X1230X1380

## STANDARD ACCESSORIES

	<b>155 B</b>	<b>155 P</b>	<b>155 LPG</b>	<b>155 D</b>
<b>BRUSHES</b>				
PPL main brush (standard)	SPPV02407	SPPV02418	SPPV02418	SPPV02429
PPL side brush (standard)	SPPV02412	SPPV02423	SPPV02423	SPPV02434

## BRUSHES ONLY FOR NEW MACHINE CONFIGURATION

	<b>155 B</b>	<b>155 P</b>	<b>155 LPG</b>	<b>155 D</b>
PES Main brush	SPPV02405	SPPV02416	SPPV02416	SPPV02427
Nylon main brush	SPPV02406	SPPV02417	SPPV02417	SPPV02428
Moplen/ PPL0,8 main brush	SPPV02408	SPPV02419	SPPV02419	SPPV02430
Nylon / Steel main brush	SPPV02409	SPPV02420	SPPV02420	SPPV02431
PPL / Steel main brush	SPPV02410	SPPV02421	SPPV02421	SPPV02432
Nylon side brush	SPPV02411	SPPV02422	SPPV02422	SPPV02433
Nylon / Steel side brush	SPPV02413	SPPV02424	SPPV02424	SPPV02435
PPL / Steel side brush	SPPV02414	SPPV02425	SPPV02425	SPPV02436
Moplen/ PPL0,5 main brush	SPPV02415	SPPV02426	SPPV02426	SPPV02437

## BRUSHES - SPARE PARTS

### MAIN BRUSHES

PPL main brush (standad brush)	SPPV02448
PES main brush	SPPV02472
Nylon main brush	SPPV02446
Moplen/ PPL0,8 main brush	SPPV02452
Nylon / Steel main brush	SPPV02450
PPL / Steel main brush	SPPV02447
Moplen/ PPL0,5 main brush	SPPV02473

### SIDE BRUSHES

PPL side brush (standad brush)	SPPV02445
Nylon side brush	SPPV02449
Nylon / Steel side brush	SPPV02451
PPL / Steel side brush	SPPV02453

---

## OPTIONAL ACCESSORIES

	<b>155 B</b>	<b>155 P</b>	<b>155 LPG</b>	<b>155 D</b>
Left side brush	KTRI05522	KTRI05534	KTRI05534	KTRI05549
Right dust cap	KTRI05523	KTRI05535	KTRI05535	KTRI05550
Left dust cap	KTRI05524	KTRI05536	KTRI05536	KTRI05551
Front vacuum hose	KTRI05525	KTRI05537	KTRI05537	KTRI05552
Double cartridge (vacuum motor filter - Vortex pre-filter)	-	-	-	KTRI05553
Overhead guard	KTRI05526	KTRI05538	KTRI05538	KTRI05554
Seat with armrests	KTRI05527	KTRI05539	KTRI05539	KTRI05555
Front tires	-	KTRI05540	KTRI05540	KTRI05556
Superalastic rear wheel	-	KTRI05541	KTRI05541	KTRI05557
Foam filled front tires	-	KTRI05542	KTRI05542	KTRI05558
No marking superelastic wheels	KTRI05528	KTRI05543	KTRI05543	KTRI05559
Stainless steel tray (90 working days delivery time)	KTRI05529	KTRI05544	KTRI05544	KTRI05560
Complete light system	KTRI05530	KTRI05545	KTRI05545	KTRI05561
Batteries carrier	KTRI05531	-	-	-
LPG system (tank not included)	-	KTRI05546	KTRI05546	-
Textile Gore filter (5 years warranty)	KTRI05532	KTRI05547	KTRI05547	KTRI05562
Protective surface treatment (Ocean freight)	KTRI05533	KTRI05548	KTRI05548	KTRI05563

---

## BATTERIES AND BATTERY CHARGERS

6 batteries set (6V 190Ah AGM) (only with KTRI05531)	BAAC00182	-	-	-
Battery Charger 400 / 36V - 60 Ah (only for BAAC00183)	BACA00261	-	-	-
Wet battery tray 36V 320 Ah	BAAC00183	-	-	-
Battery Charger 230 / 36V - 25 Ah (only for BAAC00182)	BACA00262	-	-	-