

IPC EAGLE



HIGH SPEED

600 RPM:

CT51HS & CT71HS



600 RPM HIGH SPEED SCRUBBERS: DIAMOND PADS

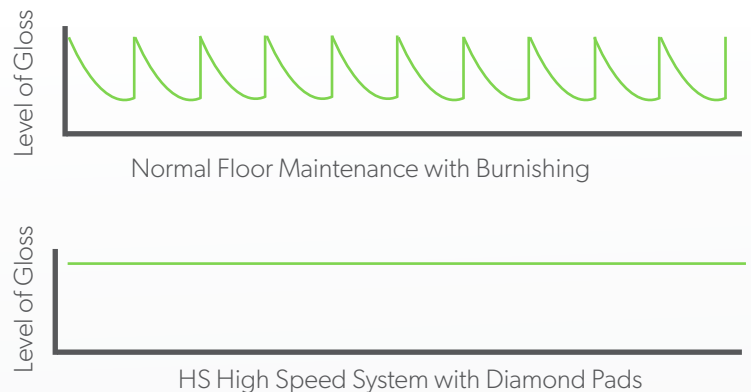








IPC Eagle's HS™ high speed automatic scrubbers are uniquely designed to clean and polish floors in just one process. This chemical-free mechanical cleaning approach physically removes the soil as it polishes the surface, drastically cutting the cost of labor and chemicals while eliminating frequent burnishing.

- Cleans and polishes floors in just one process
- Provides a high gloss shine on VCT and other sealed floors without burnishing.
- Extends the life of floor finish by 50%
- Chemicals are eliminated in this mechanical cleaning approach
- Our High Speed (600 RPM) Machines are over three times faster than traditional scrubbers allowing you to get the high gloss shine you expect

BENEFITS OF USING THE DIAMOND PADS

- 600 RPM provides a high gloss shine in half the time
- Extends the life of the floor finish by 50%
- Drastically reduces cost by increasing the life of the floor, reducing stripping and re-coating and reducing the amount of pad replacements
- Eliminate frequent burnishing
- Eco-Friendly, mechanically cleans without chemicals
- Provides consistently clean and high gloss floors



					
Concrete	Coarse, unpolished floors	Medium floors with wear patterns	Smooth floors, for creating shine	Fine floors, for increasing shine	Maintaining shine
Floor Finish	N/A	Scrub & recoat	N/A	N/A	Maintenance

600 RPM HIGH SPEED SCRUBBERS: MICROFIBER SCRUBBING SYSTEM

They have the green cleaning benefits of water, chemical, energy and noise reduction but also provide all of the additional benefits of our Clean Time Scrubbers and more. It is like two scrubbers in one, microfiber or traditional scrub. High Speed Microfiber scrubbing system uses less water, chemicals and time.

- Reduce Water Consumption 80%-90%
- Reduce Chemical Consumption up to 80%-90%
- Reduce Labor Time up to 30-50%
- High Speed (600 RPM) over three times faster than traditional scrubbers
- Low Pad Pressure allowing high oxygenation of fibers
- Limited Water is needed to allow microfiber to work effectively.



ERGONOMICS

Traction drive and no dump and refills provide for a new standard in ergonomic cleaning.



REDUCE NOISE

Reduce noise levels 10%-15%, to allow for daytime cleaning



SAVE ENERGY

Reduces energy in battery charging and energy management by 20% with the "Energy Saver" system and will increase battery life.



CLEANER ENVIRONMENT

Offers a new level of hygiene that you have come to expect from microfiber cleaning.



REDUCE PAD WASTE

Reduce the cost and disposal of "throw away" pads, Micro scrub pads will last 2-6 months depending on the surface.



CONSERVE WATER

Reduce water consumption by up to 12,000 to 19,000 gallons per year. Save 80%-90%



REDUCE LABOR

Just fill and dump the HS once. Save 30%-50% on dumping and refilling. Save up to 400-640 labor hours per year.



REUSABLE

Micro Scrub pads can be cleaned over 200 times and clean up to 45,000 sq feet at one time. They can be rinsed or are machine washable.



REDUCE WASTE

Save 30-150 plastic chemical containers and their transport



REDUCE CHEMICAL

Save up to 150 to 240 gallons of chemical per year. Save 80%-90%

HS600 Series Technical Specifications



CT51XP50HS



CT51XP70HS



CT71XP50HS



CT71XP70HS

		CT51XP50HS	CT51XP70HS	CT71XP50HS	CT71XP70HS
Max theoretical productivity	ft ² /h - m ² /h	19,000 ft ² / 1,570 m ²	27,000 ft ² / 2,510 m ²	19,000 ft ² / 1,570 m ²	27,000 ft ² / 2,510 m ²
Cleaning path	in / mm	20"/ 500 mm	28"/ 700 mm	20"/ 500 mm	28"/ 700 mm
Water tank capacity (solution recovery)	gal/ l	13/14 gal - 51/53 l	13/14 gal - 51/53 l	19/20 gal - 71/73 l	19/20 gal - 71/73 l
Max running time	min	210	210	210	210
Voltage	V	24 (2x12)	24 (2x12)	24 (2x12)	24 (2x12)
Installed power	W	980	1380	980	1380
Noise Level	DB	58 dB	58 dB	58 dB	58 dB
Squeegee width	In/ mm	32 in/ 815 mm	33 in/ 840 mm	32 in/ 815 mm	33 in/ 840 mm
Max speed	Mph/ kph	2.2 mph/ 3.5 kph	2.2 mph/ 3.5 kph	2.2 mph/ 3.5 kph	2.2 mph/ 3.5 kph
Weight (w/o batteries)	Lbs/ kg	200 lbs/ 90.5 kg	217 lbs/ 97.5 kg	200 lbs/ 90.5 kg	1215 lbs/ 97.3 kg
Dimensions (l x w x h)	in	54 x 22 x 41 in	54 x 29 x 41 in	54 x 22 x 41 in	54 x 29 x 41 in

GET RIGHT SIZED

	Description	Continuous run-time	Theoretical ft ² / h	Maximum Theoretical ft ² /charge	Ft ² charge efficiency (70%)
CT51XP50/ CT71XP50	Traction Drive, 145ah Battery	2.0 h	19,277	38,555	26,988
CT51XP50/ CT71XP50	Traction Drive, 155 ah Battery	3.0 h	19,277	57,832	40,482
CT51XP50/ CT71XP50	Traction Drive, 100 AGM Battery	2.0 h	19,277	38,855	26,988
CT51XP50/ CT71XP50	Traction Drive, 115 AGM Battery	2.1 h	19,277	40,482	28,338
CT51XP50/ CT71XP50	Traction Drive, 140 AGM Battery	3.1 h	19,277	59,760	41,832